

H4H Strategic Plan Goals for December 2023

Report Months with #'s Report Months with %'s

3/1/2022 2/1/2025 3/1/2022 2/1/2025

Legend

Current value is above goal Current value is between 0% and +/-5% away from goal Current value is greater than +/-5% away from goal

Length of Stay Goals

Goal Status	H4H Goal	Current Value	H4H Goal	End of Rolling 12-Months	Sparklines	Annualized Data
! +93 %	Emergency Shelter Avg Length of Stay	116	60	February 2025		<input type="checkbox"/>
! +127 %	Rapid Rehousing Avg Length of Stay	408	180	February 2025		<input type="checkbox"/>
! +46 %	Transitional Housing Avg Length of Stay	364	250	February 2025		<input type="checkbox"/>

Length of Stay of Households with a Permanent Housing Exit Goals

Goal Status	H4H Goal	Current Value	H4H Goal	End of Rolling 12-Months	Sparklines	Annualized Data
! +138 %	Emergency Shelter Housing Exit LOS	143	60	February 2025		<input type="checkbox"/>
! +151 %	RRH Housing Exit LOS	451	180	February 2025		<input type="checkbox"/>
! +33 %	Transitional Housing Housing Exit LOS	332	250	February 2025		<input type="checkbox"/>

Housing Rate Goals

Goal Status	H4H Goal	Current Value	H4H Goal	End of Rolling 12-Months	Sparklines	Annualized Data
! -14 %	Emergency Shelter Housing Rate	34%	40%	February 2025		<input type="checkbox"/>
! -13 %	Rapid Rehousing Housing Rate	74%	85%	February 2025		<input type="checkbox"/>
! -12 %	Transitional Housing Housing Rate	71%	80%	February 2025		<input type="checkbox"/>

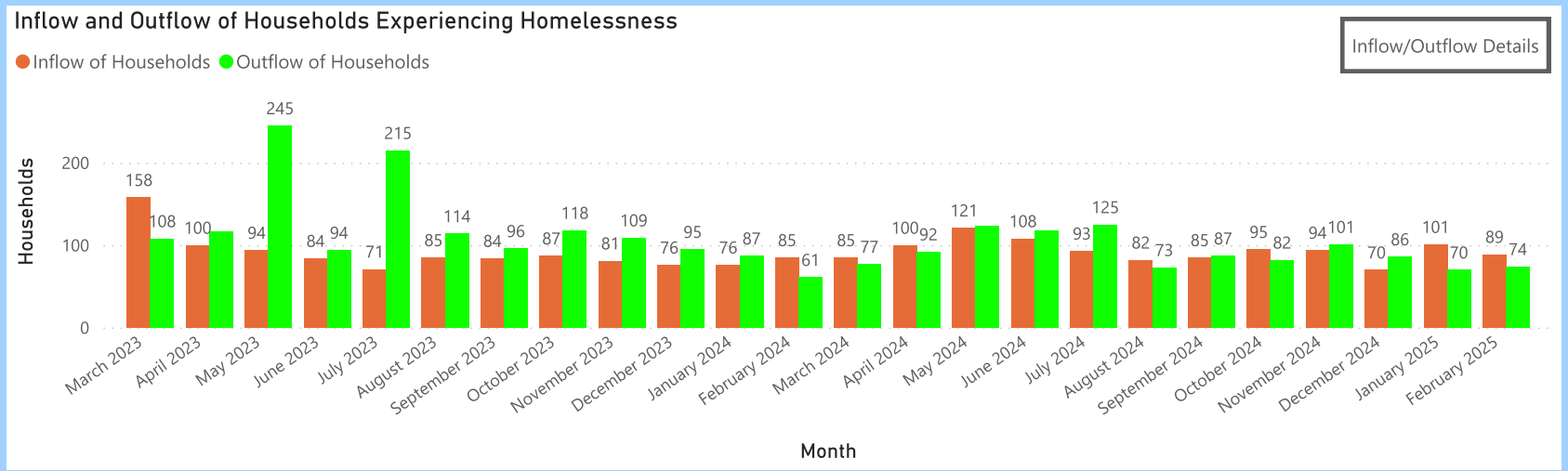
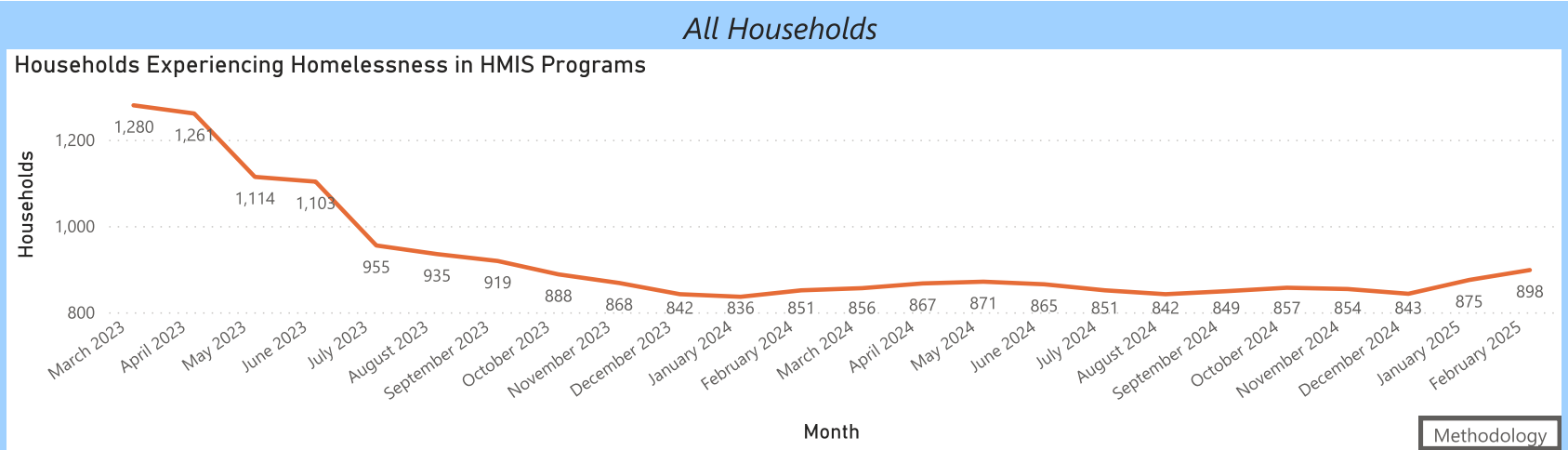
Functional Zero Goals

Goal Status	H4H Goal	Current Value	H4H Goal	Monthly Count	Sparklines	Annualized Data
! -77 %	Homeless Households Housed	42	185	February 2025		<input type="checkbox"/>
! -77 %	Ratio of Housing to Permanent Housing Goal	23%	100%	February 2025		<input type="checkbox"/>

Housing for Health Homelessness Inflow and Outflow Report

- All Households
- Inflow/Outflow Details
- Program Data
- Veterans
- Inflow/Outflow Details
- Program Data
- Households with Children
- Inflow/Outflow Details
- Program Data
- Permanent Housing Exit Data

- Date Range**
- 2023
 - 2024
 - 2025



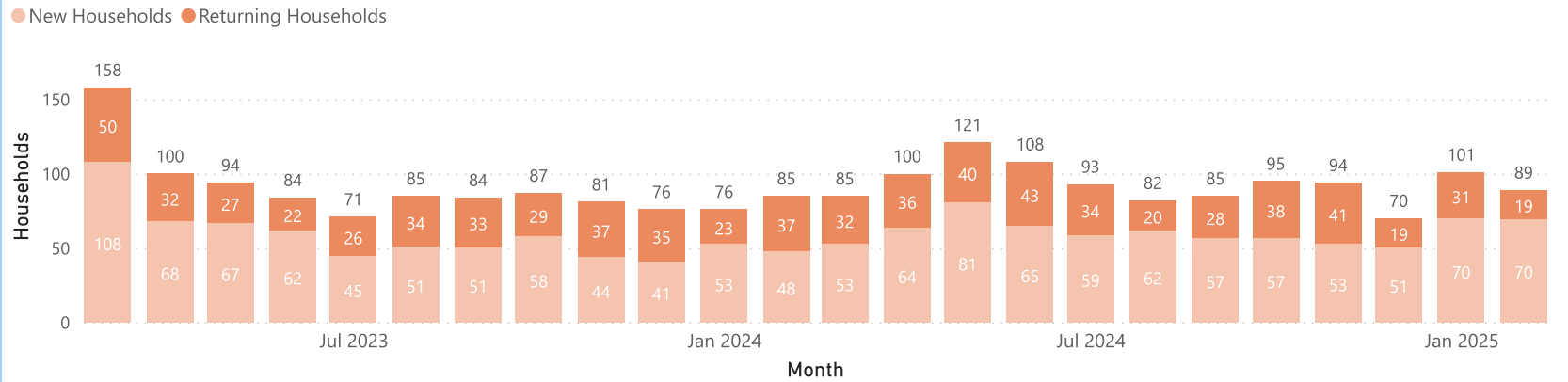
Housing for Health Homelessness Inflow and Outflow Report

- All Households
- Inflow/Outflow Details
- Program Data
- Veterans
- Inflow/Outflow Details
- Program Data
- Households with Children
- Inflow/Outflow Details
- Program Data
- Permanent Housing Exit Data

Date Range
 ∨ 2023
 ∨ 2024
 ∨ 2025

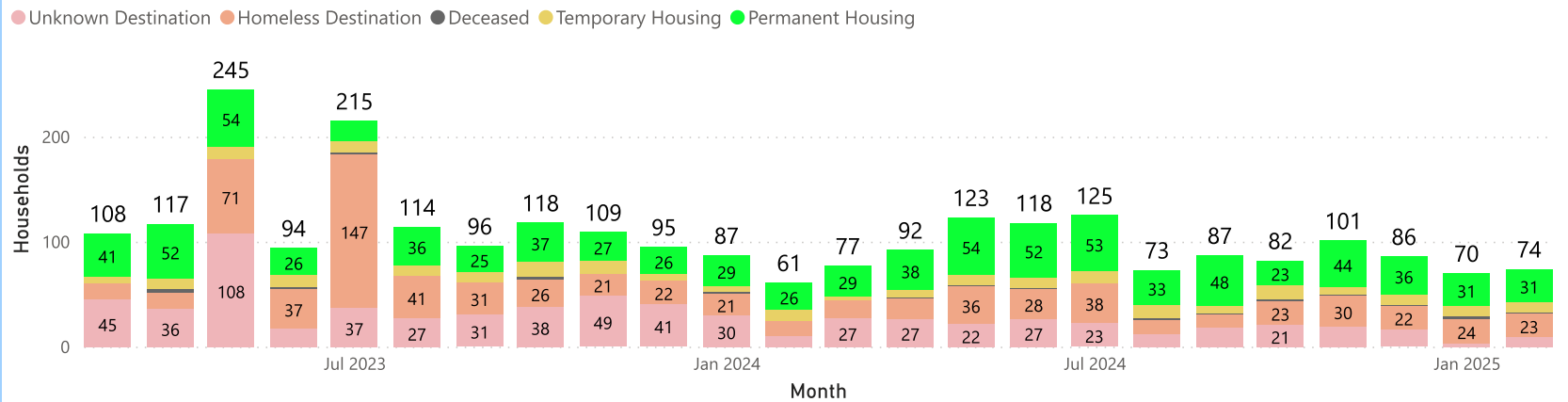
All Households

Inflow of Households Experiencing Homelessness



Methodology

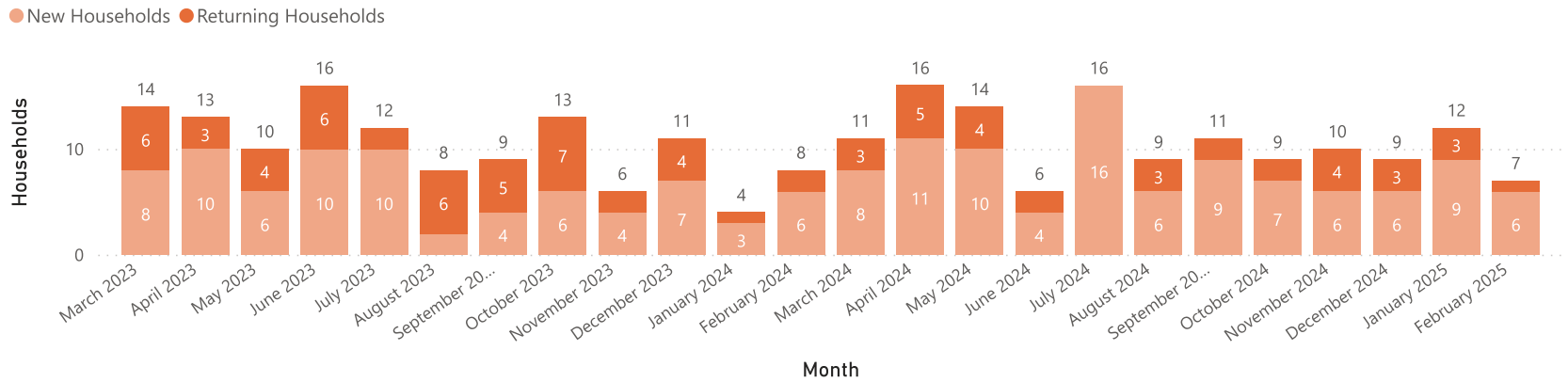
Outflow of Households Experiencing Homelessness



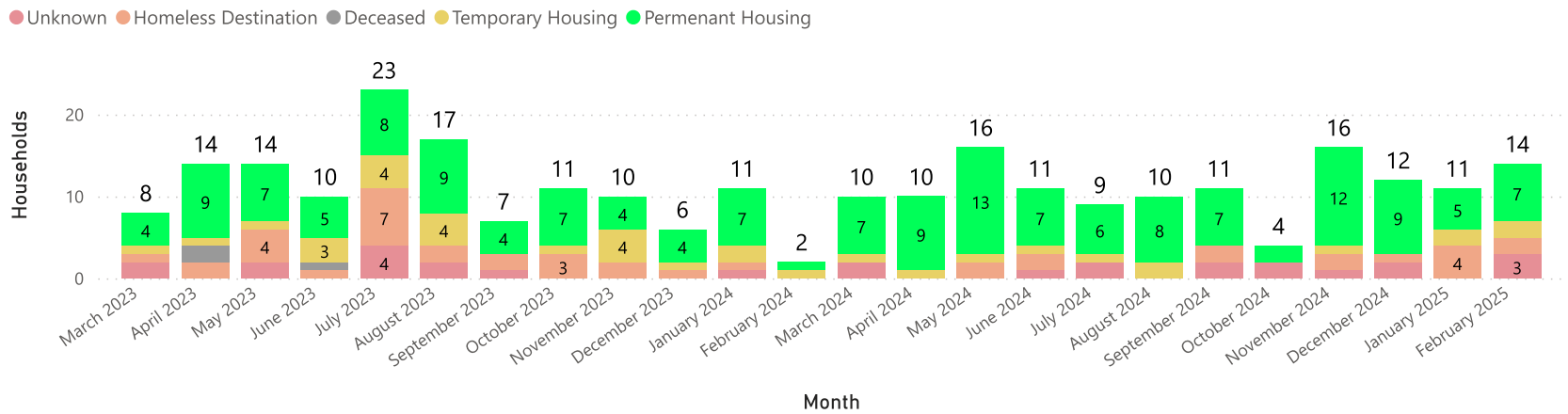
Housing for Health Homelessness Inflow and Outflow Report

Veteran Households

Inflow of Households Experiencing Homelessness



Outflow of Households Experiencing Homelessness



Methodology

- All Households
- Inflow/Outflow Details
- Program Data
- Veterans
- Inflow/Outflow Details
- Program Data
- Households with Children
- Inflow/Outflow Details
- Program Data
- Permanent Housing Exit Data

Date Range

- 2023
- 2024
- 2025