



State of California  
**BUSINESS, CONSUMER SERVICES AND HOUSING AGENCY**



# California Interagency Council on Homelessness

## **Evidence-Based Strategies to Reduce and Prevent Homelessness: Overview of Homelessness Data**

Assembly Joint Hearing: Budget Subcommittee No. 5 on State Administration and  
Committee on Housing and Community Development

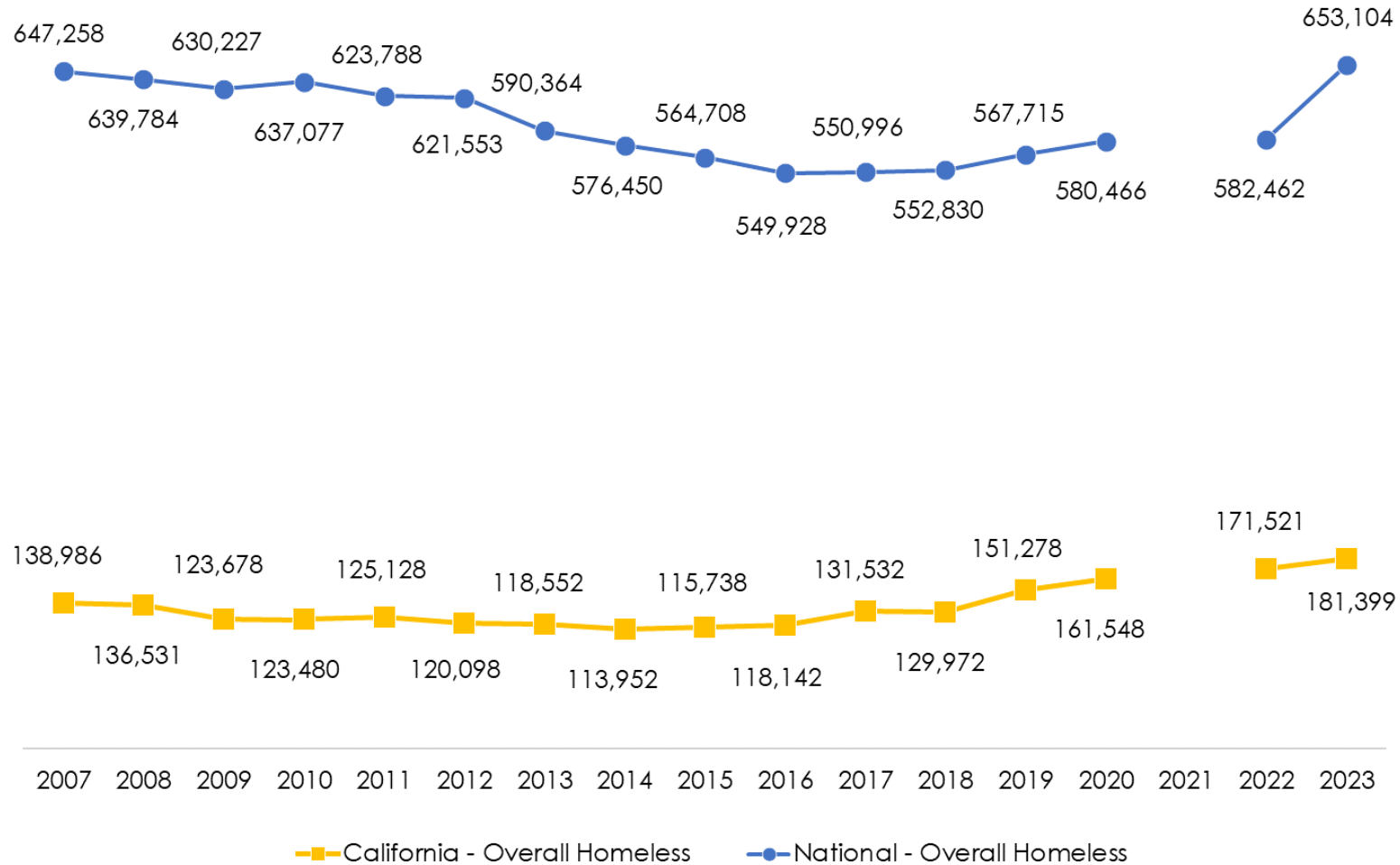
February 20, 2024

# Overview

- I. National and California Point-in-Time Count Data
- II. Homeless Data Integration System and California System Performance Measures
- III. ERF and HHAP Grants

# National Trends vs. California Trends

## PIT Estimates of People Experiencing Homelessness



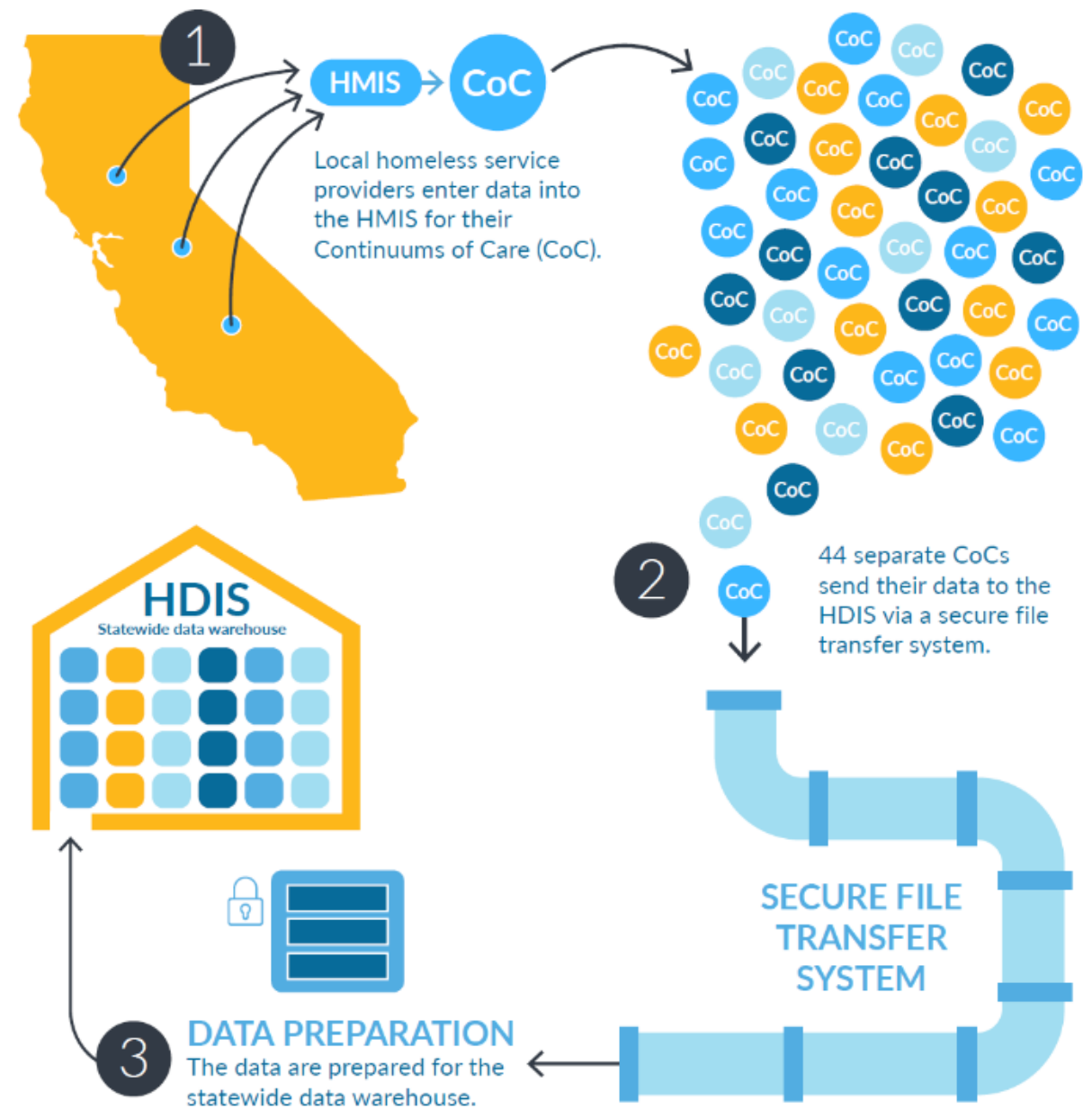
Source: HUD PIT Count  
2007-2023

# Homeless Data Integration System (HDIS)

- **SB 1380 (Chapter 847, Statutes of 2016)** tasked Cal ICH with creating a statewide data warehouse to centralize local Homeless Management Information System (HMIS) data and inform future policymaking.
- **AB 977 (Chapter 397, Statutes of 2021)** launched HDIS, a powerful tool that tracks the impacts of state-funded homelessness programs by requiring program grantees to enter specific data elements in their local HMIS.
- **AB 140 (Chapter 111, Statutes of 2021)** required Cal ICH to use HDIS data to create a series of system performance measures that help the state and local jurisdictions assess their process toward preventing and ending homelessness.

# What does HDIS do?

Compiles data from California's **44** Continuums of Care (CoCs) about the people served through programs such as emergency shelter, homelessness prevention, street outreach, and permanent housing interventions



# What data is in HDIS?

## PROJECTS



Data about the **projects** in a community serving people at-risk of or experiencing homelessness

## PEOPLE



Data about the **people** accessing services in a community, and their housing needs

## ENROLLMENTS



Data on the projects people are **enrolled** in to receive housing or services to help prevent or end their homelessness

# California System Performance Measures (CA SPMs)

# of people accessing services while **experiencing homelessness**

# of people accessing services who are **experiencing homelessness for the first time**

# of people **exiting homelessness into permanent housing**

Average **length of time people are homeless** while accessing services

% of people who **return to homelessness** within six months of exiting homelessness to permanent housing

# of people with **successful placements from street outreach** into temporary or permanent housing

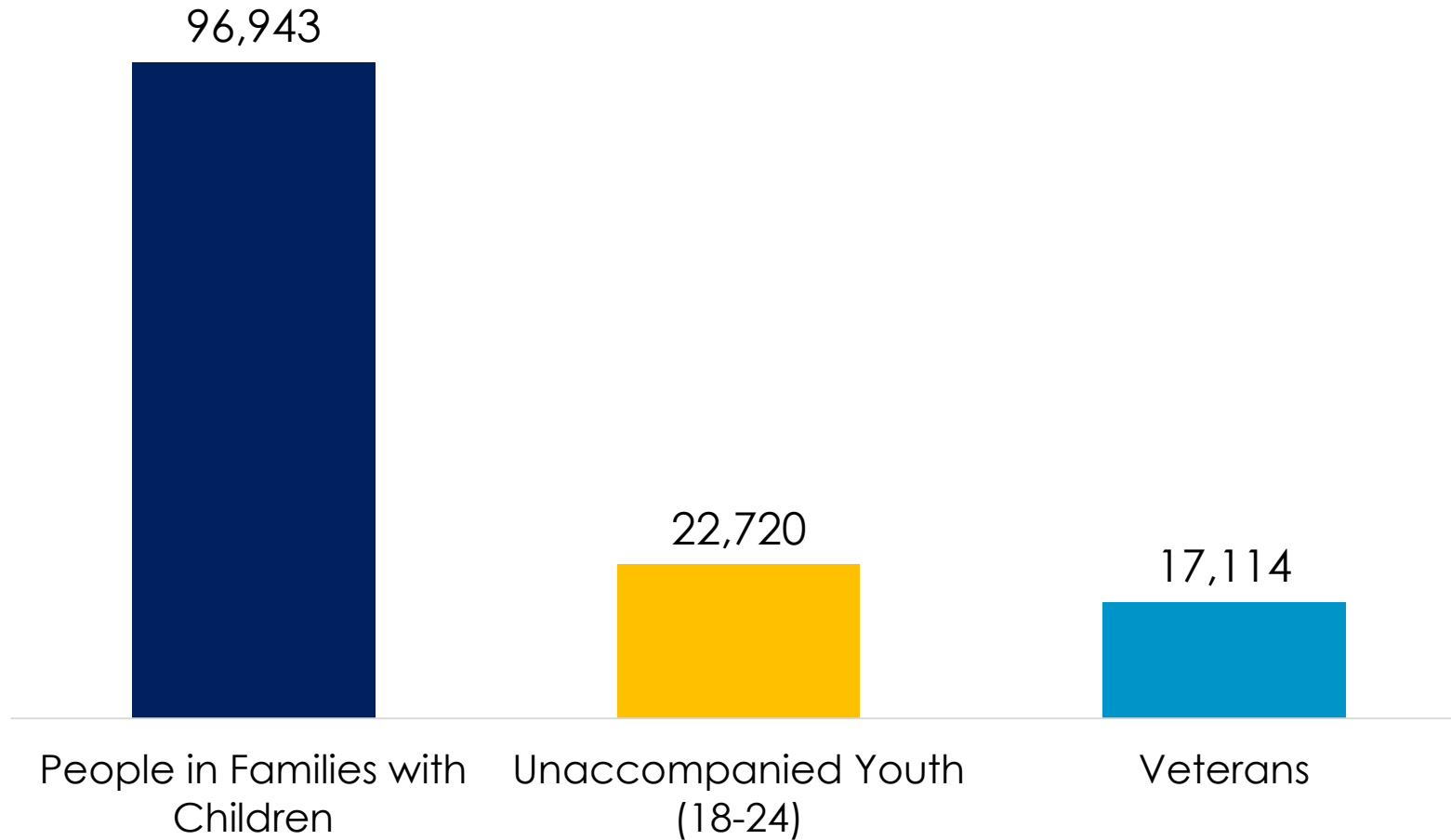
# CA SPMs: FY 21-22 & 22-23

Year over Year Change in CA SPMs: All Persons		
Measure	FY 2021-2022	FY 2022-2023
# of People Accessing Services While Experiencing Homelessness	298,739	349,519
# of People Experiencing Homelessness for the First Time	162,684	184,334
# of People Exiting to Permanent Housing	63,237	72,298
Average Length of Time Homeless (Days)	154	156
% of People Returning to Homelessness	9.12%	9.10%
# of People Successfully Placed from Street Outreach	10,939	11,748



# Number of Californians Accessing Services While Experiencing Homelessness, by Subpopulation

Fiscal Year 2022-2023



# CA SPMs by Subpopulation FY 21-22 and 22-23: Families with Children

Year over Year Change in CA SPMs: Families with Children		
Measure	FY 2021-2022	FY 2022-2023
# of People Accessing Services While Experiencing Homelessness	78,070	96,943
# of People Experiencing Homelessness for the First Time	44,608	52,342
# of People Exiting to Permanent Housing	28,601	35,374
Average Length of Time Homeless (Days)	194	188
% of People Returning to Homelessness	6.42%	5.88%
# of People Successfully Placed from Street Outreach	644	909

# CA SPMs by Subpopulation FY 21-22 and 22-23: Unaccompanied Youth

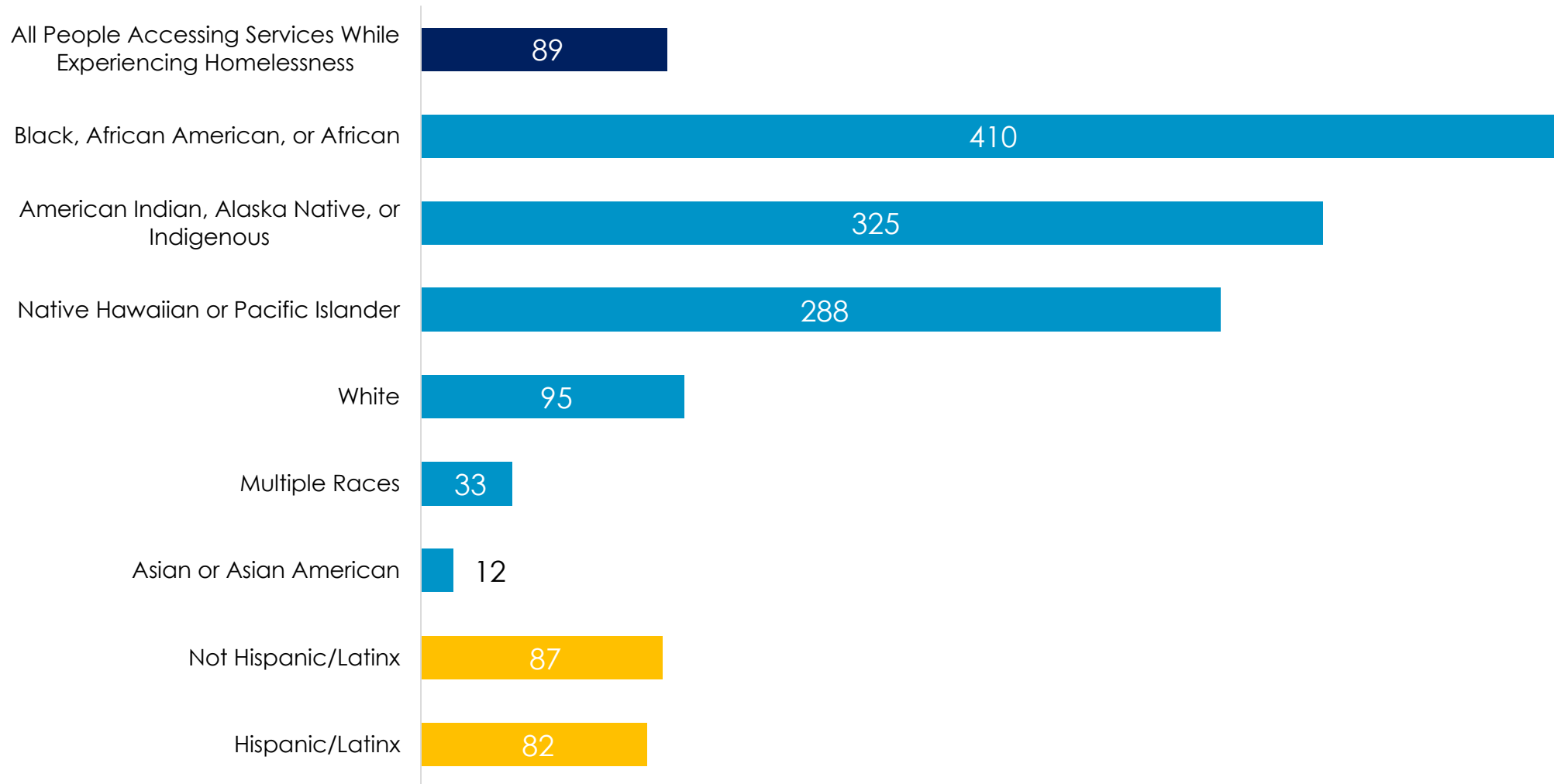
Year over Year Change in CA SPMs: Unaccompanied Youth (18-24)		
Measure	FY 2021-2022	FY 2022-2023
# of People Accessing Services While Experiencing Homelessness	20,291	22,720
# of People Experiencing Homelessness for the First Time	12,450	13,206
# of People Exiting to Permanent Housing	3,477	3,760
Average Length of Time Homeless (Days)	130	140
% of People Returning to Homelessness	11.63%	12.44%
# of People Successfully Placed from Street Outreach	820	839

# CA SPMs by Subpopulation FY 21-22 and 22-23: Veterans

Year over Year Change in CA SPMs: Veterans		
Measure	FY 2021-2022	FY 2022-2023
# of People Accessing Services While Experiencing Homelessness	16,604	17,114
# of People Experiencing Homelessness for the First Time	6,948	7,451
# of People Exiting to Permanent Housing	5,327	5,683
Average Length of Time Homeless (Days)	242	243
% of People Returning to Homelessness	8.16%	9.99%
# of People Successfully Placed from Street Outreach	410	522

# Californians Accessing Services While Experiencing Homelessness

Fiscal Year 2022-2023, Rate by Race & Ethnicity (per 10k Californians)



# What is Next for HDIS?

## Technical Assistance to Continuums of Care

- Improving HMIS data quality
- Analyzing the performance of their homelessness response system

## Resources for State Departments

- Ensuring grantees' compliance with AB 977
- Analyze program outcomes utilizing HDIS data

## Developing Targeted Metrics by Population of Interest

- Unaccompanied women (SB 914)
- Survivors of domestic violence and their children (SB 914)
- Unaccompanied youth (SB 918)

# Grant Highlight: Encampment Resolution Fund (ERF)

## Round 1

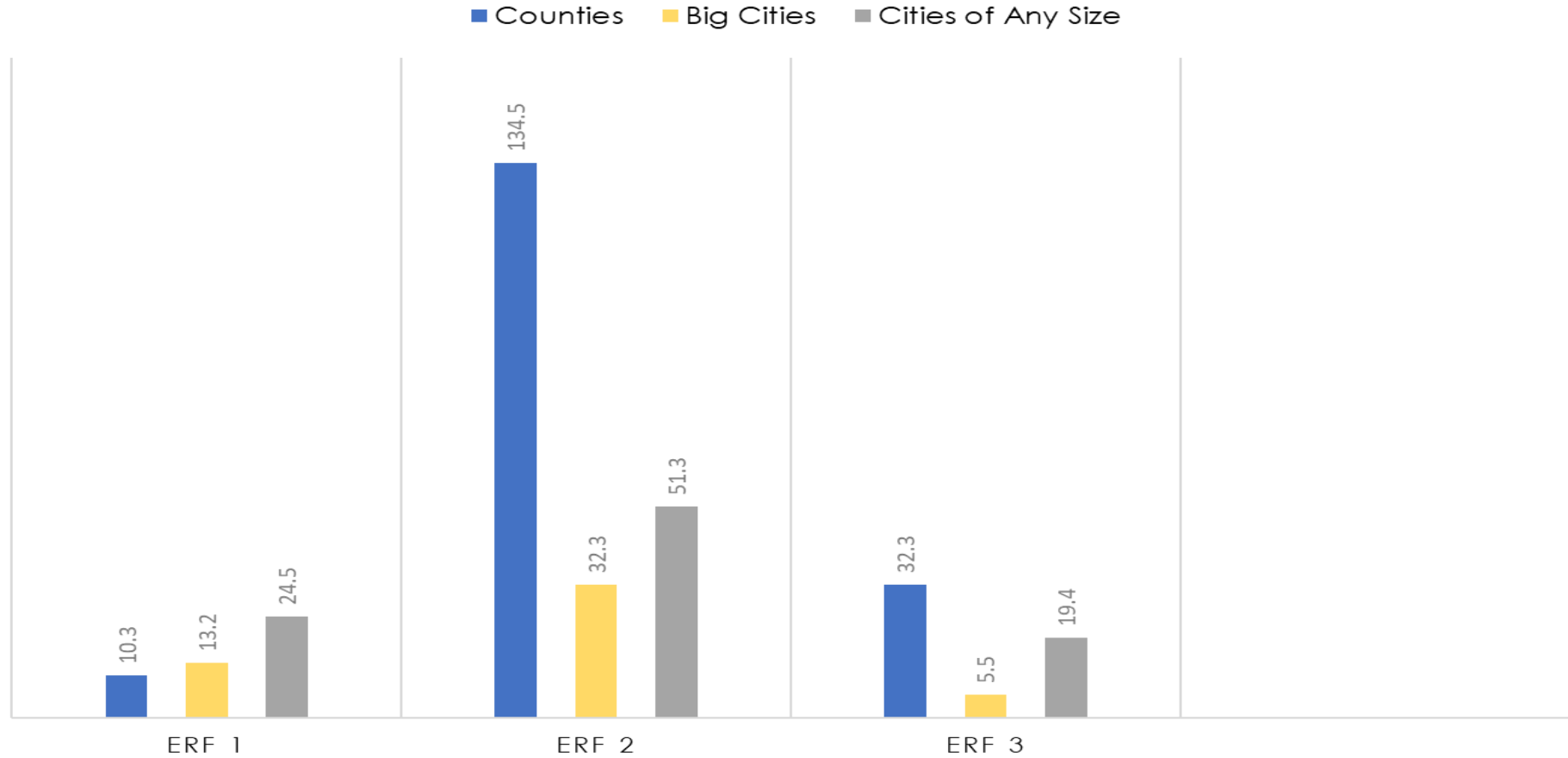
- \$47.5M available to counties, cities of any size and CoCs
- Demonstration projects focused on resolving the immediate and rehousing needs of people residing in a targeted encampment area
- Annual Report will be published Spring 2024

## Rounds 2-3

- \$700M available to counties, cities of any size and CoCs
  - Up to 50% of funding prioritized to serve people living on State Right of Way
- Will be administered by the Department of Housing and Community Development July 1, 2024

# Who has Received ERF?

## ERF AWARDS





# Grant Highlight: Homelessness Housing and Assistance Program (HHAP)

## Rounds 1-4

- \$2.95B in flexible funding to counties, big cities and CoCs
- Emphasis on rapid disbursement of funds for jurisdictions to address their community needs
- Rounds 3 and 4 instituted system performance measures
- Annual Report will be published Spring 2024

## Round 5

- NOFA closes March 27, 2024
- Emphasis on housing accountability and formalized regional coordination
- Continued tracking of system performance measures
- Will be administered by the Department of Housing and Community Development July 1, 2024

# What are Grantees Spending HHAP On?

## HHAP ROUNDS 1-4

